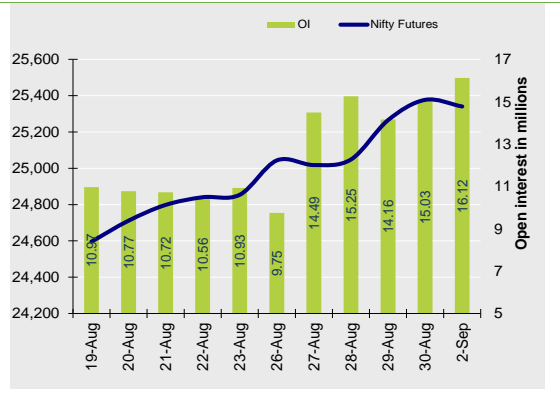


**Nifty Snapshot**

	Close	Prv Cl.	Ab chg	% chg
<b>Spot</b>	25,278.70	25,235.90	42.80	0.17
<b>Futures</b>	25,340.45	25,376.90	-36.45	-0.14
<b>OI(mlshr)</b>	16.12	15.03	1.09	7.27
<b>Vol (lots)</b>	219567	245130	-25563	-10.43
<b>COC</b>	61.75	141.00	-79.25	-56.2
<b>PCR-OI</b>	1.18	1.41	-0.23	-16.6

**Nifty Futures Price v/s OI**



**Institutional Activity in previous trading session**

(in Rs cr.)	Buy	Sell	Net
Index Futures	3145.36	3745.54	-600.18
Index Options	1782984.28	1791453.48	-8469.20
Stock Futures	27854.44	25668.04	2186.40
Stock Options	40132.62	40462.70	-330.08
FII Cash	13,772.63	12,037.17	1,735.46
DII Cash	12,538.52	12,182.15	356.37

**Net FII Activity (in Rs cr.)**

Date	Idx Fut	Stk Fut	Idx Opt	Cash
2-Sep	-600.2	2186.4	-8469.2	1735
30-Aug	2275.7	4370.3	14634.9	5318
29-Aug	3346.7	1022.5	121175.8	3260
28-Aug	2102.8	-3071.8	-15871.4	-1348
27-Aug	2058.3	4456.5	2862.2	1504
26-Aug	3060.9	3275.4	5163.1	483

**Technical Pivot (Intraday):**

	S2	S1	PIVOT	R1	R2
NIFTY	25225	25285	25350	25410	25475
BANKNIFTY	51365	51505	51665	51805	51965

(Price is in Rs; OI is in million units; Price chg and OI chg are in percentage) **NB RESEARCH**

**Fresh Longs seen in:**

Scrip	Price	Price chg	OI	OI Chg
GUJGASLTD	665.6	10.8	10.3	6.9
SRF	2599.6	0.6	5.7	6.3
GNFC	698.1	1.4	7.2	6.1

**Short Covering seen in:**

Scrip	Price	Price chg	OI	OI Chg
DALBHARAT	1928.0	1.7	3.0	-7.5
LTTS	5735.7	1.3	1.1	-6.9
FINNIFTY	23803.8	0.1	0.1	-6.2

**Fresh Shorts seen in:**

Scrip	Price	Price chg	OI	OI Chg
HINDCOPPER	321.2	-3.8	45.3	24.1
IGL	544.3	-1.0	13.2	11.8
TVSMOTOR	2807.4	-0.7	7.0	9.5

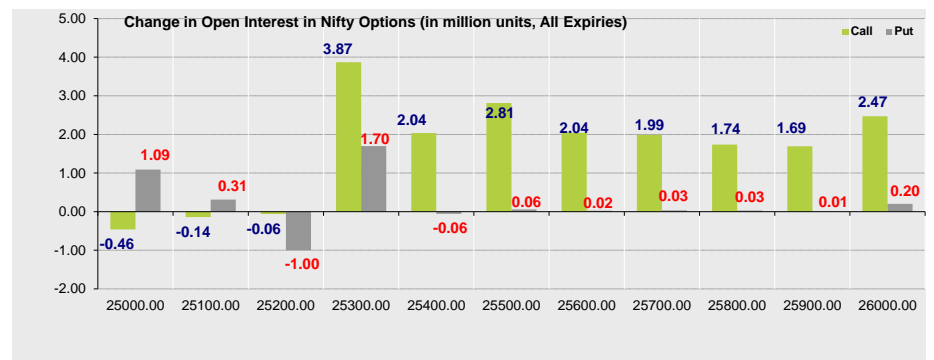
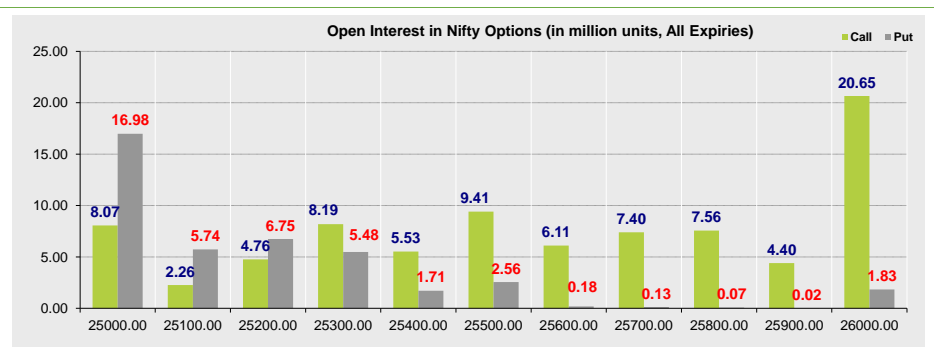
**Long Unwinding seen in:**

Scrip	Price	Price chg	OI	OI Chg
ZYDUSLIFE	1136.1	-0.5	18.3	-9.3
BALRAMCHIN	595.0	-1.3	12.0	-7.1
SUNTV	812.4	-1.7	5.7	-7.0

**Summary**

- Indian markets closed on a flat note where buying was mainly seen in FMCG, Information Technology, Oil & Gas sectors. Nifty Sept Futures closed at 25340.45 (down 36.45 points) at a premium of 61.75 pts to spot.
- FII's were net buyers in Cash to the tune of 1735.46 Cr and were net sellers in index futures to the tune of 600.18 Cr.
- India VIX increased by 4.98% to close at 14.06 touching an intraday high of 14.25.

**Open Interest in Nifty Options:**



- The above second chart shows previous trading day's change in Nifty options where Addition in OI were seen in 25000, 25100, 25300 strike Puts and at 25600, 25500, 25400, 25300 strike Calls indicating market is likely to remain range bound in the near term.
- Highest OI build-up is seen at 26000 strike Calls and 25000 strike Puts, to the tune of 20.65mn and 16.98mn respectively.

**Outlook on Nifty:**

**Index is likely to open on a flat note today and is likely to remain range bound during the day.**

NIFTY50 Options OI (CE OI = Resistance) (PE OI = Support)			
Symbol	Highest CE OI	Highest PE OI	CMP
ADANIPTS	1500	1460	1499
ADANIENT	3100	2800	3061
ASIANPAINT	3200	3100	3167
AXISBANK	1200	1200	1193
BAJAJ-AUTO	12000	10500	11146
BAJAJFINSV	1800	1700	1849
BAJFINANCE	7500	7000	7461
BHARTIARTL	1600	1500	1582
BPCL	360	350	361
BRITANNIA	6000	5300	5942
CIPLA	1700	1500	1655
COALINDIA	540	500	522
DIVISLAB	5100	4500	5064
DRREDDY	7000	6500	6899
EICHERMOT	5000	5000	4930
GRASIM	2800	2500	2705
HCLTECH	1800	1800	1808
HDFCBANK	1700	1600	1632
HDFCLIFE	750	700	748
HEROMOTOCO	5600	5400	5609
HINDALCO	700	650	688
HINDUNILVR	3000	2600	2797
ICICIBANK	1240	1200	1234
ITC	510	500	512
INDUSINDBK	1500	1400	1453

NIFTY50 Options OI (CE OI = Resistance) ( PE OI = Support)			
Symbol	Highest CE OI	Highest PE OI	CMP
INFY	2000	1800	1970
IOC	180	170	180
JSWSTEEL	950	900	944
KOTAKBANK	1900	1800	1790
LT	3800	3500	3694
LTIM	6500	6000	6180
M&M	3000	2700	2785
MARUTI	13000	12000	12439
NESTLEIND	2600	2500	2524
NTPC	425	400	412
ONGC	350	330	328
POWERGRID	340	340	338
RELIANCE	3100	3000	3042
SBILIFE	1920	1700	1892
SBIN	820	800	826
SUNPHARMA	1860	1800	1819
TATACONSUM	1220	1200	1207
TATAMOTORS	1100	1000	1090
TATASTEEL	155	155	153
TCS	5000	4300	4545
TECHM	1700	1600	1656
TITAN	3600	3500	3599
ULTRACEMCO	12000	11000	11468
UPL	600	600	603
WIPRO	550	540	536



**Derivative Recommendations:**

Stock Name	Call (Buy/Sell)	Entry price	Targets	Stop Loss	Duration	Status
ADANIEN 3000 PE	Buy	83	115	65	Positional	Open
COFORGE 6500CE	Buy	103	197	50	1-2 Days	Open
RAMCOCEM Future	Buy	839	870	824	1-2 Days	Open
CHOLAFIN 1480CE	Buy	49.5	75	36	1-2 Days	Open

**FROM THE EQUITY DERIVATIVE DESK:**

**NIRAV HARISH CHHEDA**  
AVP - DERIVATIVES AND TECHNICAL RESEARCH  
E-Mail: [nirav.chheda@nirmalbang.com](mailto:nirav.chheda@nirmalbang.com)  
Tel no: 6273-8199/8000

**AMIT BHUPTANI**  
SNR.DERIVATIVES AND TECHNICAL RESEARCH ANALYST  
E-Mail: [amit.bhuptani@nirmalbang.com](mailto:amit.bhuptani@nirmalbang.com)  
Tel no: 6273-8242/8000

**DISCLOSURES**

Research Reports that are published by Nirmal Bang Securities Private Limited (hereinafter referred to as "NBSPL") are for private circulation only. NBSPL is a registered Research Analyst under SEBI (Research Analyst) Regulations, 2014 having Registration no. INH000001766. NBSPL is also a registered Stock Broker with National Stock Exchange of India Limited, BSE Limited, Metropolitan Stock Exchange of India Limited, Multi Commodity Exchange of India Limited, National Commodity and Derivative Exchange Limited and Indian Commodity Exchange Limited in cash and Equity and Commodities derivatives segments.

NBSPL has other business divisions with independent research teams separated by Chinese walls, and therefore may, at times, have different or contrary views on stocks and markets.

NBSPL or its associates have not been debarred / suspended by SEBI or any other regulatory authority for accessing / dealing in securities Market. NBSPL, its associates or analyst or his relatives do not hold any financial interest (Except Investment) in the subject company. NBSPL or its associates or Analyst do not have any conflict or material conflict of interest at the time of publication of the research report with the subject company. NBSPL or its associates or Analyst or his relatives may or may not hold beneficial ownership of 1% or more in the subject company at the end of the month immediately preceding the date of publication of this research report.

NBSPL or its associates / analyst has not received any compensation / managed or co-managed public offering of securities of the company covered by Analyst during the past twelve months. NBSPL or its associates have not received any compensation or other benefits from the company covered by Analyst or third party in connection with the research report. Analyst has not served as an officer, director or employee of Subject Company. NBSPL / analyst has not been engaged in market making activity of the subject company.

Analyst Certification: The research analysts and authors of these reports, hereby certify that the views expressed in this research report accurately reflects my/our personal views about the subject securities, issuers, products, sectors or industries. It is also certified that no part of the compensation of the analyst(s) was, is, or will be directly or indirectly related to the inclusion of specific recommendations or views in this research. The analyst(s) principally responsible for the preparation of this research report and has taken reasonable care to achieve and maintain independence and objectivity in making any recommendations.

**DISCLAIMER**

This report is for the personal information of the authorized recipient and does not construe to be any investment, legal or taxation advice to you. NBSPL is not soliciting any action based upon it. Nothing in this research shall be construed as a solicitation to buy or sell any security or product, or to engage in or refrain from engaging in any such transaction. In preparing this research, we did not take into account the investment objectives, financial situation and particular needs of the reader.

This research has been prepared for the general use of the clients of NBSPL and must not be copied, either in whole or in part, or distributed or redistributed to any other person in any form. If you are not the intended recipient you must not use or disclose the information in this research in any way. Though disseminated to all the customers simultaneously, not all customers may receive this report at the same time. NBSPL will not treat recipients as customers by virtue of their receiving this report. This report is not directed or intended for distribution to or use by any person or entity resident in a state, country or any jurisdiction, where such distribution, publication, availability or use would be contrary to law, regulation or which would subject NBSPL & its group companies to registration or licensing requirements within such jurisdictions.

The report is based on the information obtained from sources believed to be reliable, but we do not make any representation or warranty that it is accurate, complete or up-to-date and it should not be relied upon as such. We accept no obligation to correct or update the information or opinions in it. NBSPL or any of its affiliates or employees shall not be in any way responsible for any loss or damage that may arise to any person from any inadvertent error in the information contained in this report. NBSPL or any of its affiliates or employees do not provide, at any time, any express or implied warranty of any kind, regarding any matter pertaining to this report, including without limitation the implied warranties of merchantability, fitness for a particular purpose, and non-infringement. The recipients of this report should rely on their own investigations.

This information is subject to change without any prior notice. NBSPL reserves its absolute discretion and right to make or refrain from making modifications and alterations to this statement from time to time. Nevertheless, NBSPL is committed to providing independent and transparent recommendations to its clients, and would be happy to provide information in response to specific client queries.

Before making an investment decision on the basis of this research, the reader needs to consider, with or without the assistance of an adviser, whether the advice is appropriate in light of their particular investment needs, objectives and financial circumstances. There are risks involved in securities trading. The price of securities can and does fluctuate, and an individual security may even become valueless. International investors are reminded of the additional risks inherent in international investments, such as currency fluctuations and international stock market or economic conditions, which may adversely affect the value of the investment. Opinions expressed are subject to change without any notice. Neither the company nor the director or the employees of NBSPL accept any liability whatsoever for any direct, indirect, consequential or other loss arising from any use of this research and/or further communication in relation to this research. Here it may be noted that neither NBSPL, nor its directors, employees, agents or representatives shall be liable for any damages whether direct or indirect, incidental, special or consequential including lost revenue or lost profit that may arise from or in connection with the use of the information contained in this report.

Copyright of this document vests exclusively with NBSPL. Our reports are also available on our website [www.nirmalbang.com](http://www.nirmalbang.com)